

C-TR-D-FP22-SCCT Series

LED Field Selectable (Lumens and CCT) Flat Panel - 2' x 2'
Replaces up to 3 x F17T8



MULTIPLE FIXTURES IN ONE

Our C-Lite Backlit LED Selectable Flat Panel with optional Emergency Backup delivers versatility and value. Featuring both field selectable lumen packages (4150 / 3640 / 2940) and CCT (3500K / 4000K / 5000K), our Flat Panel offers nine possible fixtures in a single box. Backed with a 5-year limited warranty, from a trusted brand.



PRODUCT SPECIFICATIONS

OVERVIEW

- Initial Delivered Lumens: Field Selectable (4150 / 3640 / 2940)
- CRI: ≥ 80
- CCT: Field Selectable Color Temp (3500K/4000K/5000K)
- Mounting: Recessed, Installs into conventional grid ceilings
- Input Power: (30W/25W/20W)
- Dimmable: 0-10V dimming. Dims to off, min dim level 5%
- Operating Temperature Range: -40°F to 113°F (-40°C to 45°C); minimum 32° F (0°C) (w/EB)
- Estimated L₇₀ Lifetime @ 25°C (77°F): > 100,000 hours
- Power Factor: > 0.9 at full load
- Total Harmonic Distortion: < 20 % at full load
- Limited Warranty: 5-Year*
- Replaces up to: 3 x F17T8
- ETL Listed

FEATURES	BENEFITS	RECOMMENDED USE
<ul style="list-style-type: none">FCC Part 15, Subpart B, Class A limits for conducted and radiated emissionsField Selectable (Lumens and CCT)Integrated PMMA Lens and polystyrene diffuser	<ul style="list-style-type: none">IC Rated for direct contact with insulationFits in low-clearance drop ceilingsFully tested and backed by Cree Lighting®	<ul style="list-style-type: none">OfficesEducational & RetailCommercial & Institutional

ORDERING INFORMATION

Example: C-TR-D-FP22-S37L-SCCT-UL-WH-2

C-TR	D	FP22	S37L	SCCT	UL	WH		
PRODUCT	SERIES	STYLE	FIELD SELECTABLE LUMEN PACKAGE	FIELD SELECTABLE CCT	VOLTAGE	HOUSING COLOR	EMERGENCY BACKUP OPTION	CASE PACK QTY
C-TR	D	FP22 Flat Panel 2' x 2'	S37L 4150 Lumens (30W)* 3640 Lumens (25W) 2940 Lumens (20W)	SCCT Selectable CCT (Color Temperature) 3500K 4000K* 5000K	UL Universal 120-277V Operation	WH White	[blank] w/o Emergency Backup option EB Emergency Battery Backup (990 lumens) - Provides 90 minutes of emergency operation	2 2-Pack - Required when EB option is not selected - Not available with EB option

*Default settings at time of shipping are 4150 lumens and 4000K.

CERTIFICATIONS:

US: creelighting.com, e-conolight.com

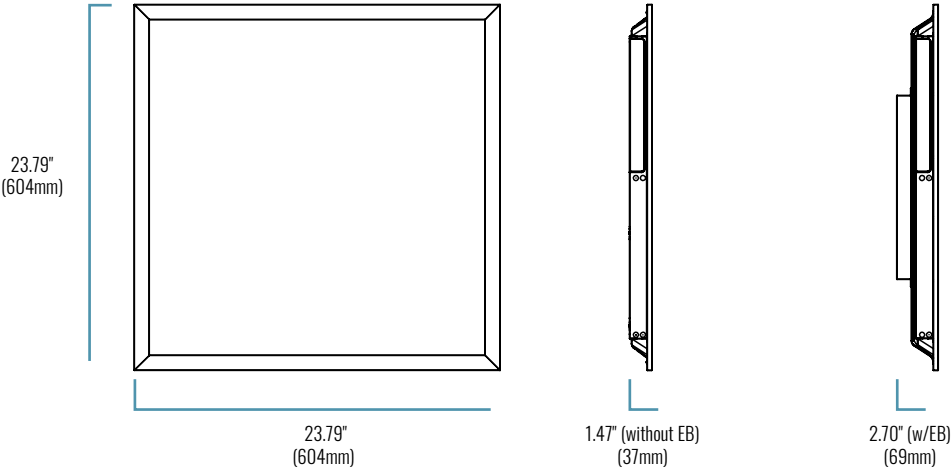
Distribution/Sales: 855-617-2733 Customer Service: 888-243-9445

Rev. Date: 02/01/2024

For informational purposes only. Content is subject to change. *See creelighting.com/resources/warranties for details



C-TR-D-FP22-SCCT Series



SERIES OVERVIEW

DIMENSIONS	PRODUCT WEIGHT	MOUNTING HEIGHT	SPACING
23.79" (604mm) L x 23.79" (604mm) W x 1.47" (37mm) H (without EB) 23.79" (604mm) L x 23.79" (604mm) W x 2.70" (69mm) H (w/EB)	5.4 lbs (without EB) 10.21 lbs (w/EB)	7 to 16 feet	7'x 7' – 10'x 10'

FIXTURE SPECIFICATIONS

HOUSING	Durable aluminum frame with steel backing White finish
LENS ASSEMBLY	Integrated PMMA Lens and polystyrene diffuser prevents hot spots, shadows and glare, while providing uniform illumination
MOUNTING	Recessed Installs into conventional grid ceilings Optional surface and suspended mounting with accessories

LUMINAIRE AND ELECTRICAL PERFORMANCE

OPERATING TEMPERATURE RANGE	ESTIMATED L ₇₀ LIFETIME @ 25°C (77°F)	POWER FACTOR	TOTAL HARMONIC DISTORTION	DIMMABLE
-40°F to 113°F (-40°C to 45°C); minimum 32° F (0°C) (w/EB)	> 100,000 Hours	> 0.9 at full load	< 20% at full load	0-10V dimming. Dims to off, min dim level 5% 10V Source Current: 0.749mA

LUMEN PACKAGE	INITIAL DELIVERED LUMENS			SYSTEM WATTS 120-277V	CURRENT DRAW (AMPS)			
	3500K	4000K	5000K		120V	208V	240V	277V
S37L*	3980	4150	3980	30	0.25	0.14	0.13	0.11
	3490	3640	3490	25	0.21	0.12	0.10	0.09
	2820	2940	2820	20	0.17	0.10	0.08	0.07

*Default settings at time of shipping are 4150 lumens and 4000K.






C-TR-D-FP22-SCCT Series

WARRANTY & CERTIFICATIONS

WARRANTY	cETLus LISTED	DLC
5-Year Limited*	Damp Locations. Designed for indoor use only.	Premium v5.1

ACCESSORIES

	SURFACE MOUNT KIT
	SKU: C-ACC-D-PSMK22 USE: For use when surface mounting to ceilings Includes aluminum frame with white finish and mounting hardware. ASSEMBLED DIMENSIONS: 24-1/10" L x 23-11/32" W x 2-3/4" H NOTE: For use with C-TR-D-FP SCCT series panels only. Not for use with EB units.
	SUSPENSION KIT- 6 FT ADJUSTABLE
	SKU: C-ACC-D-FPAC USE: For use when suspending luminaires from ceilings Includes (2) 1-9/16" diameter chrome canopies, (2) stainless steel aircraft cables, (2) cable couplers, (2) cross cables, (4) retention hooks and mounting hardware. Wiring, wiring connections and covers not included. NOTE: For use with C-TR-D-FP SCCT series panels only.
	DRYWALL GRID ADAPTER
	SKU: DGA22-WHT (single-pack) DGA22-WHT-10PK (10-pack) USE: For use when mounting in drywall ceilings

© 2024 Cree Lighting USA LLC. All rights reserved. For informational purposes only. Content is subject to change.
Patent www.creelighting.com/patents. C-Lite and the C-Lite logo are registered trademarks of Cree Lighting USA LLC. The ETL Listed Intertek logo is a trademark of Intertek Testing Services NA, Inc. The DLC QPL, DLC QPL Premium and the DLC LUNA Logos are the registered and unregistered trademarks of Efficiency Forward, Inc.

